LEVEL PLAYING FIELD INSTITUTE

Summer Math and Science Honors Academy (SMASH) Alumni Data

Updated October 2014

Table 1: Number of Alumni By Site

SMASH Site	# Summers in Operation	# of Alumni*
University of CA, Berkeley	11	200
Stanford	4	77
University of CA, Los Angeles	3	n/a
University of Southern California	3	n/a

Table 2: SMASH Alumni Demographic Data

Total n=277*	
Race/Ethnicity	
African American /Black	26%
Chicano/Latino	49%
Mixed Race/Multiple Response	8%
Southeast Asian	6%
Other (Native American, Pac Islander)	11%
Gender	
Male	51%
Female	49%
Socioeconomic Status	
Free/Reduced Price Lunch (FRPL)	54%
First Generation College	57%
Both FRPL & First Gen**	38%
*SMASH Alumni are defined as scholars who have completed the SMASH program and have graduated high school as of June 2014. **The number of FRPL and First Gen scholars was lower from 2004-2009 and has increased significantly from 2009-current.	

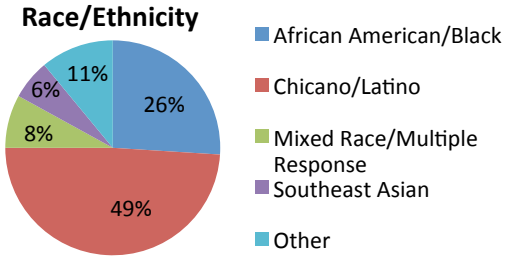

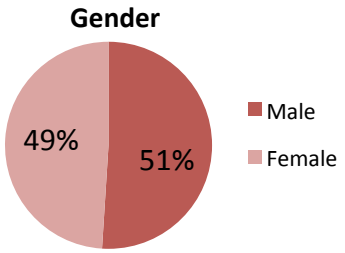

Table 3: SMASH Alumni Education Data

SMASH ALUMNI (HS Graduation Class 2008-2014)		% of Alumni
High School Completion Data	Graduated from HS with Diploma	100%
	Did not graduate from HS	0%
High School A.P. Coursework	Took A.P. course during HS	83%
	Took A.P. STEM course during HS	76%
College Enrollment Status	Enrolled in undergraduate studies	75%
	Enrolled in graduate studies	8%
	Not enrolled in any college (completed Bachelor's degree)	15%
	Not enrolled in any college (did not complete degree)	2%
Type of College/University Currently Attending (Enrolled Undergraduates Only)	4-year college/university	92%
	2-year college	8%
College Graduation Data	Number of SMASH alumni who have completed a Bachelor's degree	45
	% of college graduates currently attending graduate school	31%

"Top 50" Highest-Ranked University*	% enrolled in/graduated from top 50 highest ranked college/university	47%
Current Declared Major (All Students)	STEM Major	68%
	Non-STEM Major	28%
	Undecided	4%
Current Declared Major (Freshmen Only)**	STEM Major	74%
	Non-STEM Major	19%
	Undecided	7%
Persistence in STEM***	Intended to Major in STEM while in HS	79%
	Intended to Major in STEM in HS and did in Year 1 of college	84%
	Declared STEM major as freshman and persisted beyond Year 1 in STEM (current sophomores or above)	66%

**According to U.S. News and World Report university rankings.*
***By comparison, only 23% of all U.S. college freshmen declare STEM majors (including high-income, non first generation college students) (U.S. Dept. of Ed, Education Dashboard: Percent of Bachelor's Degrees Conferred in STEM Fields, 2009).*
****Persistence rates were calculated by examining year one, year two, and year three majors for alumni who declared STEM as a freshman.*
Note: Data is based on the 211 of the 277 alumni who responded to the alumni survey. The above include responses for only those alumni for whom there are available data. Due to the variation in denominator by question, percentages are reported within this table.

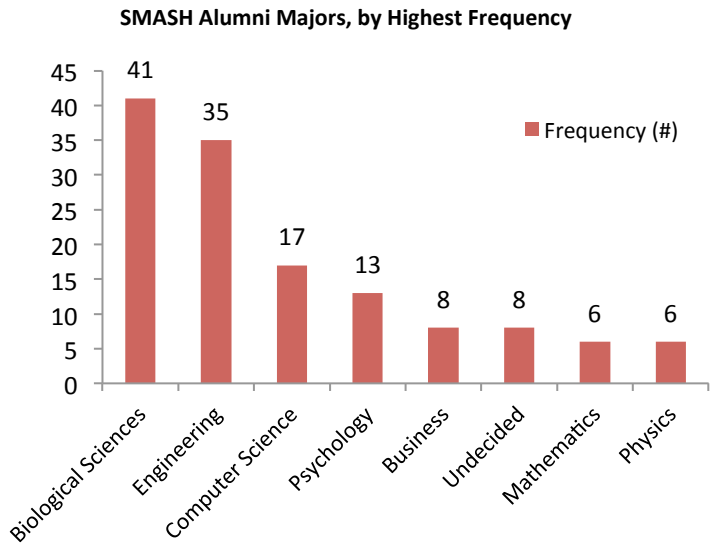

Table 4: Colleges of Attendance, by Highest Frequency

Name of College/University	# of Students Currently Enrolled
Univ. of California, Berkeley	21
Univ. of California, Santa Cruz	11
Stanford University	9
San Jose State University	8
Univ. of California, Davis	8
Santa Clara University	7
Univ. of California, San Diego	5
Mass. Institute of Technology	4
Univ. of California, Riverside	4
University of Southern California	4
Cal State University, East Bay	3
Emory University	3
Ohlone College	3
Saint Mary's College of California	3
San Francisco State University	3
University of Pennsylvania	3
Univ. of California, Los Angeles	3
Univ. of California, Merced	3
Univ. of California, Santa Barbara	3

Table 5: Experiences with SMASH	
My participation in SMASH….	% agree/strongly agree
Increased my math skills and knowledge	81%
Increased my science skills and knowledge	79%
Increased my technology skills and knowledge	82%
Increased my confidence in my ability to do well in math and science classes in college	80%
Increased my desire to help solve societal/community problems	79%
Increased my interest in studying a STEM subject in college	72%
Increased my interest in pursuing a career in STEM	71%
Made me feel confident when going through the college application process	78%
Gave me a more positive view about the abilities of African-Americans/Latinos in STEM	87%
Gave me a more positive view about the abilities of women in STEM fields	84%